

First Class *Journey*





FIRST CLASS JOURNEY BEGINS ON SCHOOL ROADS

Star School Bus is on the roads with its modern design and superior safety features.

Discover Star's renewed features where students experience first class journey .





Quickfix
Passenger
Double Seat

FIRST CLASS SERVICE

With its lift platform that enables individuals in wheelchairs to access inside, your service level in transport raises to the maximum. By removing the quickfix passenger double seat, you can easily make room for the wheelchair and fasten it for a safe ride with belts. In addition, emergency exit door makes Star a perfect fit for school transport.



Wheelchair Lift Option



Standard A/C for Driver & Passengers

FIRST CLASS COMFORT

Star School Bus is designed from the first step to carry students. Original bus chassis is a proof of this statement. Students travel smoothly in every road condition and enjoy a comfortable ride.

While Star School Bus' generous capacity up to 33 passengers fulfills your needs, rail system under seats offer layout flexibility. Besides, standard air conditioning for driver and passengers creates a fresh atmosphere inside.



33 Passenger
Capacity



Rail System
Under Seats



3 Points Height
Adjustable Seatbelt
Availability



Ergonomic Cockpit



6 Ways Adjustable Pneumatic Driver Seat



Panoramic Angle of View



Telescopic & Tiltable Hydraulic Steering Wheel



Electric Controlled Air Suspension

FIRST CLASS DRIVING PLEASURE

Did you search for reasons to travel further? Get ready, because you may experience this with Star School Bus. When you sit on extra comfortable driver seat and start moving, panoramic angle of view catches all your attention. While telescopic & tiltable hydraulic steering wheel and 6 ways adjustable pneumatic seat ensure desired driving position, ergonomic cockpit provides control at the closest distance possible.

DRIVERS AND PARENTS FEEL SAFE WITH STAR SCHOOL BUS

Every detail has been considered in Star School Bus to ensure students' safety.



Seat Sensor Monitoring



Alcoholmeter

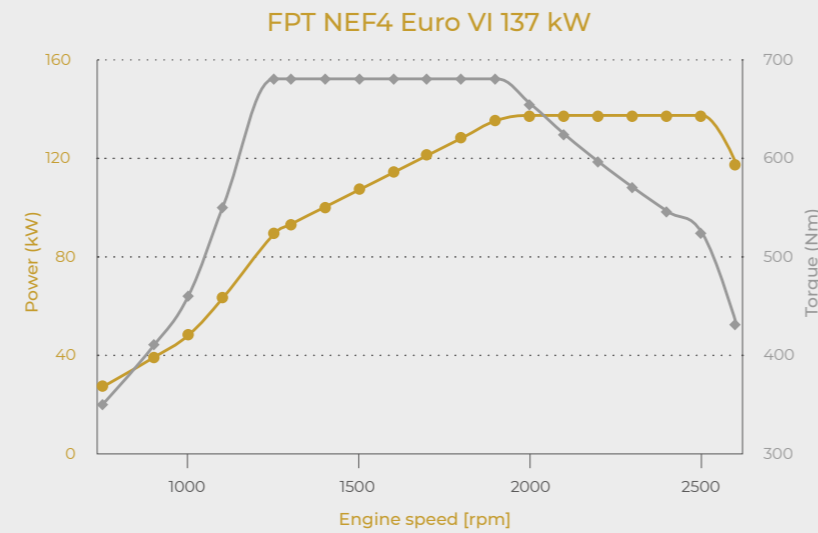


Rear Door as Emergency Exit

FIRST CLASS PERFORMANCE

If you own a Star, no other is stronger than you on the roads.

The 137 kW Euro 6 diesel engine performs with an excellent acceleration ability and therefore steep hills are no different than straight roads. Contrary to the level of power it has, fuel consumption is at the minimum level to increase your profitability. In addition, Star School Bus offers the silence & advanced comfort level of rear engine in harmony with rear wheel drive.



137 kW
Max. Power



680 Nm
Max. Torque



35 %
Max. Gradeability

Mechanic warranty is limited to 2 years or 200.000 km (whichever finishes first).

Silent



High maneuverability and superior climbing performance.

FIRST CLASS TECHNOLOGY

Focus only on the road with automatic transmission. Star's 6 speed automatic transmission knows exactly which gear to be in and leaves your attention to safely drive. It changes gears smoothly and lets the passengers enjoy a comfortable ride.





SUPERIOR SAFETY IN EVERY ASPECT

Equipped with high grade safety technologies, Star protects the students in every aspect and minimizes the risks while traveling.

- | | | | |
|-------------------------------------------------|-----------------------------------------------|-----------------------------------------------------|-------------------------------------------------|
| (ESP) ELECTRONIC STABILITY PROGRAM | (ABS) ANTI-LOCK BRAKING SYSTEM | (DTC) DRAG TORQUE CONTROL | (LDWS) LANE DEPARTURE WARNING SYSTEM |
| (EBD) ELECTRONIC BRAKEFORCE DISTRIBUTION | (ATC) AUTOMATIC TRACTION CONTROL | (BAS) BRAKE ASSIST SYSTEM | (AEBS) ADVANCED EMERGENCY BRAKING SYSTEM |
| (HSA) HILL START AID (HILL HOLDER) | (LWDC) LINING WEAR DISPLAY AND CONTROL | (FDSS) FIRE DETECTION AND SUPPRESSION SYSTEM | (RBA) RETARDER BRAKE ASSIST |








MAKES YOU FEEL AT EASE

With additional features such as alcoholmeter and passenger seat sensors, Star School Bus provides utmost safety and make you feel at ease. Alcoholmeter ensures that vehicle will not start if driver has used any alcohol, to protect students and increase reputability of transport companies to improve safety while driving seat sensors indicates seat occupancy and seat belt usage status to driver continuously.

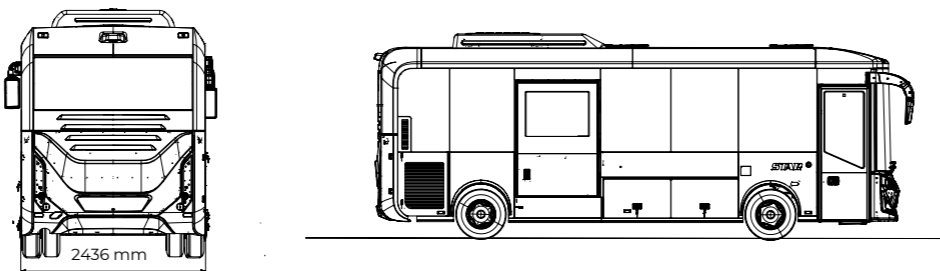
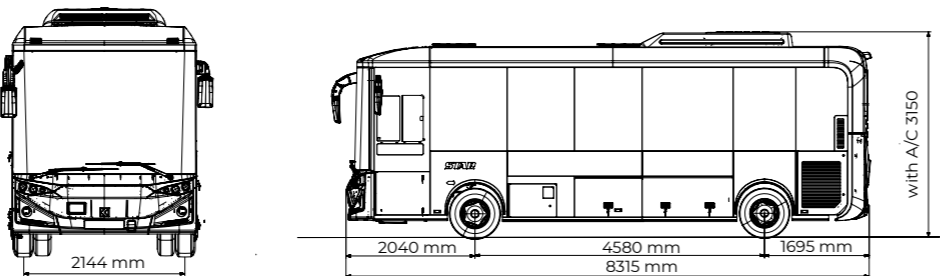
TECHNICAL SPECIFICATIONS

VEHICLE TYPE	
Vehicle Category & Class	School Bus, M3 Category, Class-III, LHD
POWERTRAIN SYSTEM	
Drive Type	Rear Wheel Drive (RWD), 4x2
Engine Layout	Rear Engine Transversely Mounted
Engine	Fiat Powertrain (FPT) NEF4 - Turbo Diesel Intercooler
Emission Level	Euro VI
Number of Cylinders and Volume	4 Cylinders & 4.500 cc
Max. Power & Max. Torque	137 kW & 680 Nm
Transmission	Manual Gearbox - 6 Speed Automatic Gearbox - 6 Speed (Optional)
PERFORMANCE	
Turning Radius (Kerb to Kerb) (mm)	6.312
Gradeability	35%
BODY	
Body Type	Carbon Steel: Space Frame Steel Tube Structure
Corrosion Resistance	Coated Underbody
SUSPENSION	
Suspension	Air Suspension + Electronic Level Control + Kneeling
Front Axle	Independent
Rear Axle	Rigid Drive Axle
BRAKE SYSTEM	
Front & Rear Brakes	Electro Pneumatic Brake System (Disc Brakes)
Steering Wheel	Tilttable & Telescopic Hydraulic Steering Wheel
CAPACITY	
Gross Vehicle Weight (kg)	11.000
Fuel Tank Capacity (lt)	140
AdBlue® Tank Capacity (lt)	30
DIMENSIONS	
Overall Length (mm)	8.315
Overall Width (mm)	2.436
Overall Height (mm)	3.150
Front Overhang (mm)	2.040
Rear Overhang (mm)	1.695
Wheelbase (mm)	4.580
Step Height, Door 1 (mm)	379
Step Height, Door 2 (mm)	375
Approaching / Departure Angles (°)	7,6 / 9
TIRES	
Front Tire Sizes & Rim Sizes	245/75 R 17,5 & 6.75X J17,5 Single
Rear Tire Sizes & Rim Sizes	225/75 R 17,5 & 6.0X J17,5 Double
ELECTRICAL SYSTEM	
Battery (Volt & Ah)	2x12V - 128 Ah
Alternators (Volt & A)	2x90 Ah - 24V

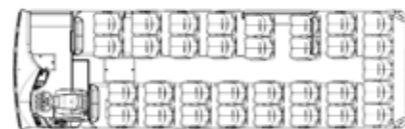
PASSENGER CAPACITY ALTERNATIVES

Seated 	Wheelchair 	Total Passengers 	Crew* 	Luggage Volume 
33	-	33	1	3.5 m³
27	1	28	1	2.4 m³

*Crew seat is optional.



27 Passenger Seats +
Wheelchair Area



33 Passenger Seats

EQUIPMENT FEATURES

STYLE	
Exterior Design	
Rear Emergency Door	S
3-Piece Front & Rear Bumpers	S
LED Day Time Running Lamps	S
LED Rear Lamps	S
LED Lights On Entrance Steps	S
Handrails on Entrance	S
Front Fog Lamp	S
3 rd Stop Lamp	S
Electrical and Heated Mirrors	S
Light Tinted Side Glass	S
Dark Tinted Side Glass	O
Heated Windscreen	O
LED Destination Signs (Front + Side + Rear)	O
Front & Rear 17.5" Steel Wheels	S
225/75 R 17.5 Spare Tire	O
Standard Body Color: White	S
Optional Body Colors: Opaque	O
Cataphoresis Coating	O
Interior Design	
Anti-Slip PVC Floor Cover	S
Digital Clock & Temperature Indicator	S
TECHNOLOGY	
Driver Compartment	
Automatic Gearbox	O
Retarder	O
Arm-Controlled Retarder	O
Rear Parking Aid	S
Coat Hook	S
Speed Limiter - 100 km/h	S
Smart Tachograph	S
2 x Driver Area Speakers + 3 x Passenger Area Speakers	ANP & CP
Audio & Video Systems	
Radio MP3 Player with USB & Aux	CP
Radio-DVD-MP3 Player with USB & Aux	MP
Roof Mounted Foldable 19" LCD Screen	MP
Goose-Neck Microphone for Driver + Announcement Microphone for Assistant	ANP
Dashboard Mounted 7" LCD Screen & Rear Camera	O

COMFORT	
Cooling & Heating	
Air Conditioner 18 kW	S
Air Conditioner 18 kW (with Fresh Air)	O
Front Box A/C 4 kW	S
Front Box Heater 9 kW	S
Under Seat Heaters: 2 Convector 28 kW	S
Heated Front Door Window	O
Pre-Heater 12 kW	O
Driver Compartment	
6-Way Pneumatic Driver Seat with 3-Point Seat Belt	S
Crew Seat (Folding)	CP
Heated Driver's Window	S
Front Manuel Sun Visor - Driver & Passenger	CP
Front Fixed + Rear Manuel Roof Hatches	S
Passenger Area	
School Type Passenger Seats with 2 Points Seat Belts	S
School Themed Seat Fabric	O
Sensors on Passenger Seats (Warning Driver) ²	O
Floor Rails for Seats	S
Wheelchair Lift Preparation	S
Wheelchair Lift	AP**
Quick Fix Seats in Lift Area	AP**
SAFETY	
ESP - Electronic Stability Program	S
EBD - Electronic Brake Force Distribution	S
ABS - Anti-Lock Braking System	S
ATC - Automatic Traction Control	S
DTC - Drag Torque Control	S
BAS - Brake Assistant System	S
HSA - Hill Start Aid	S
LWDC - Lining Wear Display and Control	S
LDWS - Lane Departure Warning System	S
AEBS - Advanced Emergency Braking System	S
Front Anti Roll Bar	S
Rear Anti Roll Bar	S
Fire Detection System	S
Fire Suppression System - Fireturk	S
Fire Suppression System - Fogmaker ³	O
Alcohol Meter	SP
Pictogram "School Bus" LED	SP
Flashing Hazard Lights During Stops	SP
Anchor Cable Emergency Hammer	S
Reverse Gear Buzzer	S

²Only without Lift.

³+2 months to standard delivery time.

S: Standard
O: Option
ANP: Announcement Pack
AP: Access Pack
CP: Comfort Pack
MP: Multimedia Pack
SP: Safety Pack

